

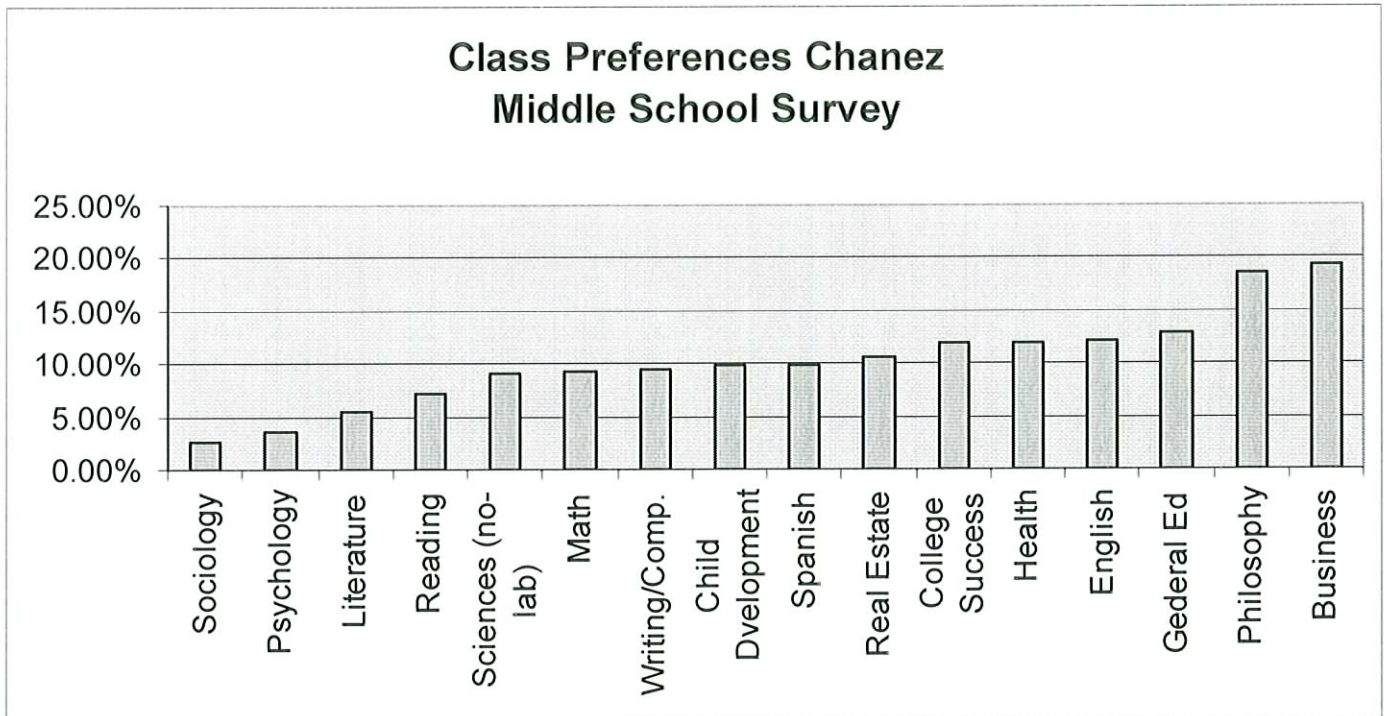
2.62

Date: 7/16/07  
To: Linda Stevens  
From: Office of Research and Planning  
Subject: Chavez Middle School

Per your request, RP has conducted the following analysis in order to clarify the results of the Chavez Middle School Survey. The structure of the survey involved many "select all that apply" options. Also, a high percentage of respondents did not respond to all questions. These two factors combine to make the results more difficult to interpret.

Table 1 indicates that respondents prefer Philosophy and Business at a somewhat higher rate than other subjects. Sociology and Psychology are at the low end of the scale. It is not clear whether all respondents had a clear understanding of the content of all disciplines.

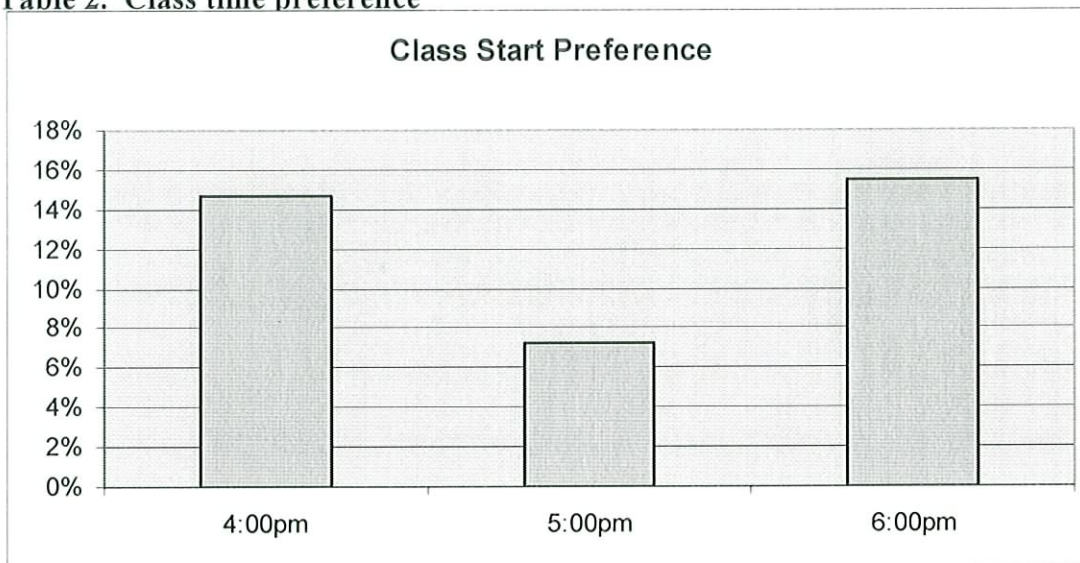
Table 1. Course preference.



\*This question asked respondents to select all choices that applied. Responses do not add to 100% because many respondents made more than one selection and many others did not respond (see the frequency distribution tables). Selections were not ranked.

Table 2 indicates that most respondents preferred either 4pm or 6pm as a start time rather than 5pm. However most had no response to this question.

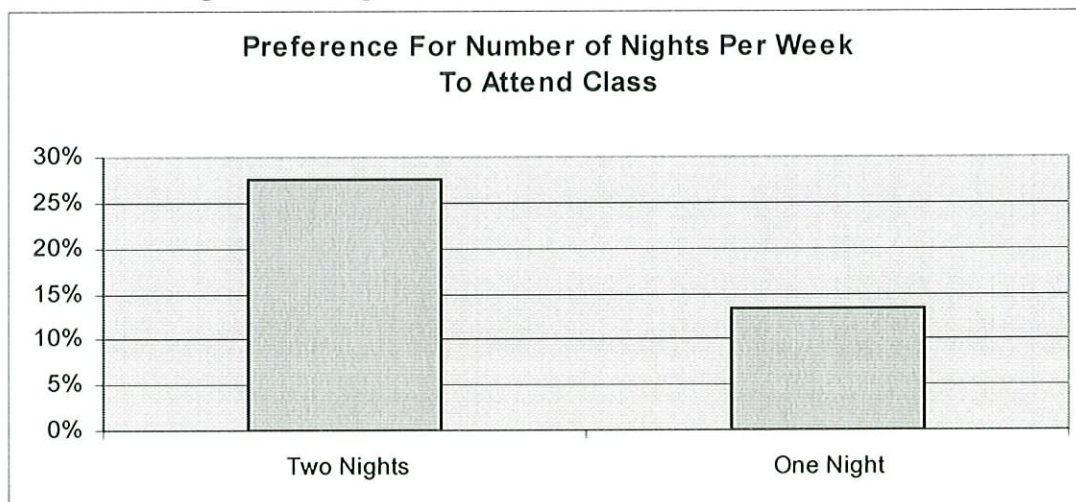
**Table 2. Class time preference**



\*Approximately 60% were non-respondents and indicated no time preference from these options.

It appears that a majority prefer to have class twice a week rather than once a week.

**Table 3. Evening Scheduling Preference**



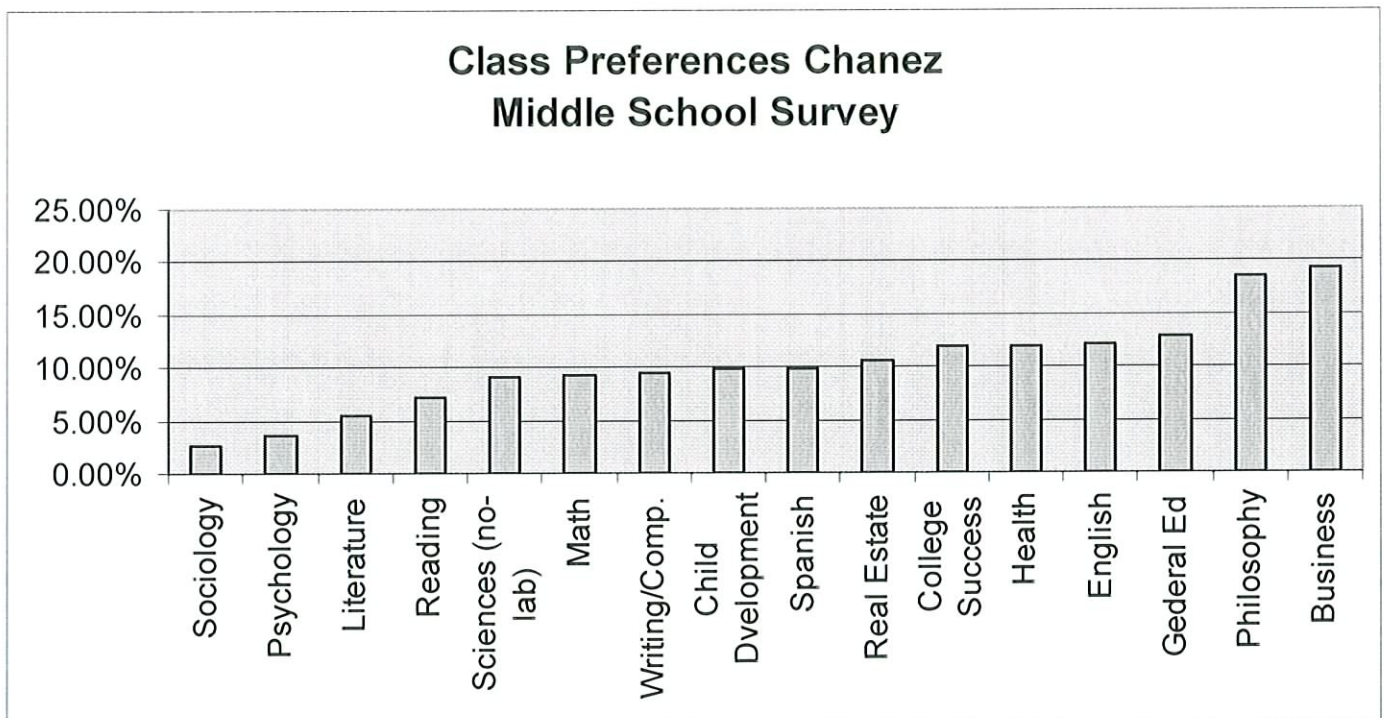
\*Over 60% of respondents had no response to this question and selected no scheduling preference from these options.

Date: 7/16/07  
To: Linda Stevens  
From: Office of Research and Planning  
Subject: Chavez Middle School

Per your request, The Office of Research and Planning has conducted the following analysis in order to clarify the results of the Chavez Middle School Survey. The structure of the survey involved many “select all that apply” options. Also, a high percentage of respondents did not respond to all questions. These two factors combine to make the results more difficult to interpret.

Table 1 indicates that respondents prefer Philosophy and Business at a somewhat higher rate than other subjects. Sociology and Psychology are at the low end of the scale. It is not clear whether all respondents had a clear understanding of the content of all disciplines.

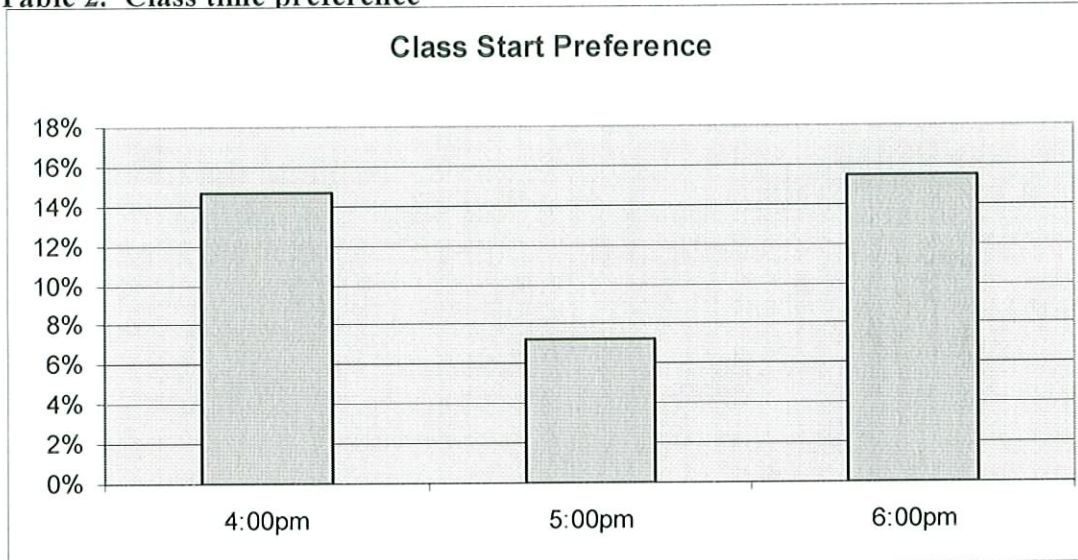
**Table 1. Course preference.**



\*This question asked respondents to select all choices that applied. Responses do not add to 100% because many respondents made more than one selection and many others did not respond (see the frequency distribution tables). Selections were not ranked.

Table 2 indicates that most respondents preferred either 4pm or 6pm as a start time rather than 5pm. However most had no response to this question.

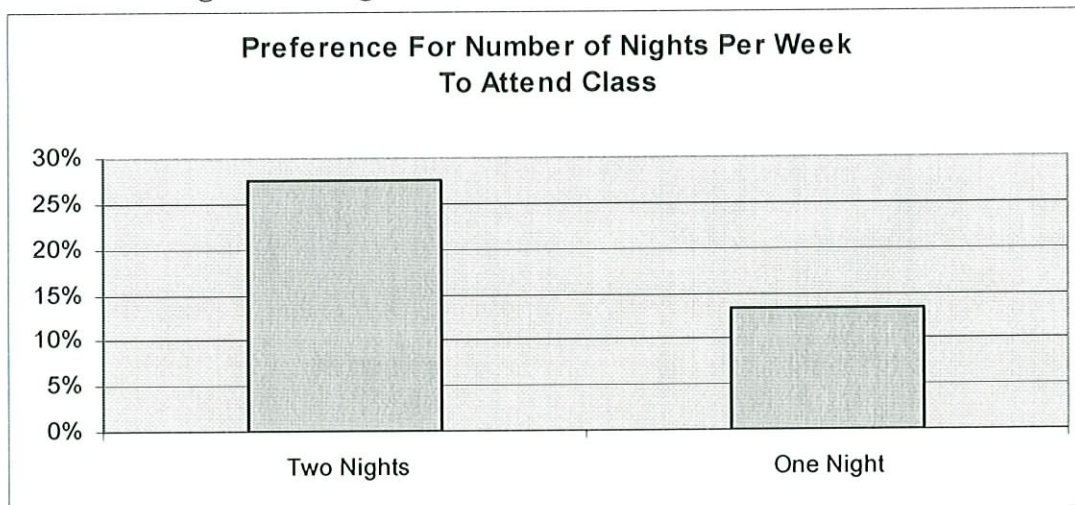
**Table 2. Class time preference**



\*Approximately 60% were non-respondents and indicated no time preference from these options.

It appears that a majority prefer to have class twice a week rather than once a week.

**Table 3. Evening Scheduling Preference**



\*Over 60% of respondents had no response to this question and selected no scheduling preference from these options.

# Frequencies

## Frequency Table

Valley college offers credit courses at Chavez Middle School, would you or a member of your family be interested in attending such classes?

		Frequency	Percent	Valid Percent	Cumulative Percent
Valid	no	85	21.9	34.6	34.6
	yes	161	41.5	65.4	100.0
	Total	246	63.4	100.0	
Missing	System	142	36.6		
Total		388	100.0		

If Valley College offers college credit courses at Chavez Middle School, I would prefer those classes to be begin at 4:00 p.m.

		Frequency	Percent	Valid Percent	Cumulative Percent
Valid	yes	57	14.7	14.7	14.7
	not selected	331	85.3	85.3	100.0
	Total	388	100.0	100.0	

If Valley College offers college credit courses at Chavez Middle School, I would prefer those classes to be begin at 5:00 p.m.

		Frequency	Percent	Valid Percent	Cumulative Percent
Valid	yes	28	7.2	7.2	7.2
	not selected	360	92.8	92.8	100.0
	Total	388	100.0	100.0	

If Valley College offers college credit courses at Chavez Middle School, I would prefer those classes to be begin at 6:00 p.m.

		Frequency	Percent	Valid Percent	Cumulative Percent
Valid	yes	60	15.5	15.5	15.5
	not selected	328	84.5	84.5	100.0
	Total	388	100.0	100.0	

If Valley College offers college credit courses at Chavez Middle School, I would prefer those classes to be begin on Friday Night/Saturday.

		Frequency	Percent	Valid Percent	Cumulative Percent
Valid	yes	50	12.9	12.9	12.9
	not selected	338	87.1	87.1	100.0
	Total	388	100.0	100.0	

The time pattern I prefer is one night only (3 hours) per week.

		Frequency	Percent	Valid Percent	Cumulative Percent
Valid	yes	52	13.4	13.4	13.4
	not selected	336	86.6	86.6	100.0
	Total	388	100.0	100.0	

The time pattern I prefer is two nights only (1 1/2 hours each) per week.

		Frequency	Percent	Valid Percent	Cumulative Percent
Valid	yes	107	27.6	27.6	27.6
	not selected	281	72.4	72.4	100.0
	Total	388	100.0	100.0	

The time pattern I prefer is Saturdays only (4 - 8 hours)

		Frequency	Percent	Valid Percent	Cumulative Percent
Valid	yes	33	8.5	8.5	8.5
	not selected	355	91.5	91.5	100.0
	Total	388	100.0	100.0	

If SBVC offers college courses at Chavez Middle School, I would prefer --  
How to be a succesfull college student.

		Frequency	Percent	Valid Percent	Cumulative Percent
Valid	yes	46	11.9	11.9	11.9
	not selected	342	88.1	88.1	100.0
	Total	388	100.0	100.0	

If SBVC offers college courses at Chavez Middle School, I would prefer --  
Business.

		Frequency	Percent	Valid Percent	Cumulative Percent
Valid	yes	75	19.3	19.3	19.3
	not selected	313	80.7	80.7	100.0
	Total	388	100.0	100.0	

If SBVC offers college courses at Chavez Middle School, I would prefer --  
Child Development.

		Frequency	Percent	Valid Percent	Cumulative Percent
Valid	yes	38	9.8	9.8	9.8
	not selected	350	90.2	90.2	100.0
	Total	388	100.0	100.0	

If SBVC offers college courses at Chavez Middle School, I would prefer --  
Reading.

		Frequency	Percent	Valid Percent	Cumulative Percent
Valid	yes	28	7.2	7.2	7.2
	not selected	360	92.8	92.8	100.0
	Total	388	100.0	100.0	

	<b>Total</b>	388	100.0	100.0	
--	--------------	-----	-------	-------	--

If SBVC offers college courses at Chavez Middle School, I would prefer --  
Real Estate.

		Frequency	Percent	Valid Percent	Cumulative Percent
Valid	yes	41	10.6	10.6	10.6
	not selected	347	89.4	89.4	100.0
	<b>Total</b>	388	100.0	100.0	

If SBVC offers college courses at Chavez Middle School, I would prefer --  
General Education(Associate Degree or Transfer prep)

		Frequency	Percent	Valid Percent	Cumulative Percent
Valid	yes	50	12.9	12.9	12.9
	not selected	338	87.1	87.1	100.0
	<b>Total</b>	388	100.0	100.0	

If SBVC offers college courses at Chavez Middle School, I would prefer --  
Art .

		Frequency	Percent	Valid Percent	Cumulative Percent
Valid	yes	50	12.9	12.9	12.9
	not selected	338	87.1	87.1	100.0
	<b>Total</b>	388	100.0	100.0	

If SBVC offers college courses at Chavez Middle School, I would prefer --  
English

		Frequency	Percent	Valid Percent	Cumulative Percent
Valid	yes	47	12.1	12.1	12.1
	not selected	341	87.9	87.9	100.0
	<b>Total</b>	388	100.0	100.0	

If SBVC offers college courses at Chavez Middle School, I would prefer --  
Writing/Composition

		Frequency	Percent	Valid Percent	Cumulative Percent
Valid	yes	37	9.5	9.5	9.5
	not selected	351	90.5	90.5	100.0
	<b>Total</b>	388	100.0	100.0	

If SBVC offers college courses at Chavez Middle School, I would prefer --  
Literature

		Frequency	Percent	Valid Percent	Cumulative Percent
Valid	yes	21	5.4	5.4	5.4
	not selected	367	94.6	94.6	100.0
	<b>Total</b>	388	100.0	100.0	

If SBVC offers college courses at Chavez Middle School, I would prefer --  
Foreign Language (Spanish)

		Frequency	Percent	Valid Percent	Cumulative Percent
Valid	yes	38	9.8	9.8	9.8
	not selected	350	90.2	90.2	100.0
	Total	388	100.0	100.0	

If SBVC offers college courses at Chavez Middle School, I would prefer --  
Health.

		Frequency	Percent	Valid Percent	Cumulative Percent
Valid	yes	46	11.9	11.9	11.9
	not selected	342	88.1	88.1	100.0
	Total	388	100.0	100.0	

If SBVC offers college courses at Chavez Middle School, I would prefer --  
Math.

		Frequency	Percent	Valid Percent	Cumulative Percent
Valid	yes	36	9.3	9.3	9.3
	not selected	352	90.7	90.7	100.0
	Total	388	100.0	100.0	

If SBVC offers college courses at Chavez Middle School, I would prefer --  
Philosophy.

		Frequency	Percent	Valid Percent	Cumulative Percent
Valid	yes	72	18.6	18.6	18.6
	not selected	316	81.4	81.4	100.0
	Total	388	100.0	100.0	

If SBVC offers college courses at Chavez Middle School, I would prefer --  
Psychology.

		Frequency	Percent	Valid Percent	Cumulative Percent
Valid	yes	14	3.6	3.6	3.6
	not selected	374	96.4	96.4	100.0
	Total	388	100.0	100.0	

If SBVC offers college courses at Chavez Middle School, I would prefer --  
Sciences (without labs).

		Frequency	Percent	Valid Percent	Cumulative Percent
Valid	yes	35	9.0	9.0	9.0
	not selected	353	91.0	91.0	100.0
	Total	388	100.0	100.0	

If SBVC offers college courses at Chavez Middle School, I would prefer --  
Sociology.

		Frequency	Percent	Valid Percent	Cumulative Percent



		Frequency	Percent	Valid Percent	Cumulative Percent
Valid	11	10	2.6	2.6	2.6
	1	29	7.5	7.5	10.1
	not selected	349	89.9	89.9	100.0
	Total	388	100.0	100.0	