

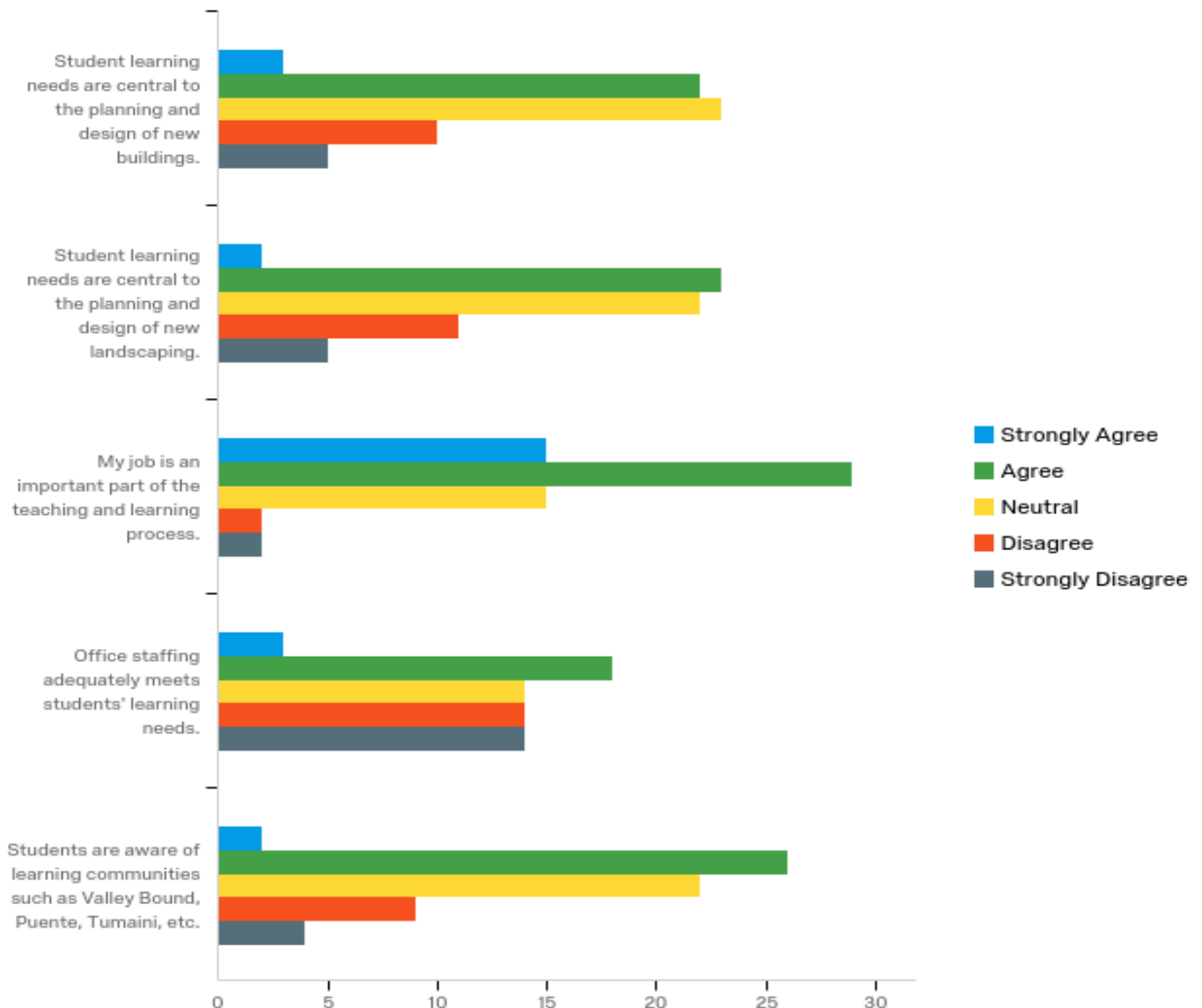
## Classified Campus Climate Survey - 2018-2019

### Standard I - Institutional Effectiveness

| Question   | Strongly Agree |    | Agree  |    | Neutral |    | Disagree |    | Strongly Disagree |    | Total |
|--|----------------|----|--------|----|---------|----|----------|----|-------------------|----|-------|
| I am familiar with the SBVC mission.   | 21.21%         | 14 | 60.61% | 40 | 13.64%  | 9  | 3.03%    | 2  | 1.52%             | 1  | 66    |
| I am familiar with the SBVC vision.  | 18.18%         | 12 | 56.06% | 37 | 19.70%  | 13 | 4.55%    | 3  | 1.52%             | 1  | 66    |
| My job contributes to the SBVC mission and vision.                             | 31.82%         | 21 | 50.00% | 33 | 13.64%  | 9  | 1.52%    | 1  | 3.03%             | 2  | 66    |
| SBVC sets goals to continuously improve effectiveness.                         | 13.64%         | 9  | 43.94% | 29 | 22.73%  | 15 | 13.64%   | 9  | 6.06%             | 4  | 66    |
| Institutional effectiveness is valued throughout SBVC.                         | 9.09%          | 6  | 34.85% | 23 | 34.85%  | 23 | 15.15%   | 10 | 6.06%             | 4  | 66    |
| SBVC has an ongoing and systematic cycle of evaluation and improvement.        | 4.55%          | 3  | 37.88% | 25 | 25.76%  | 17 | 21.21%   | 14 | 10.61%            | 7  | 66    |
| Representatives from all employee groups are involved in the planning process. | 4.55%          | 3  | 27.27% | 18 | 24.24%  | 16 | 27.27%   | 18 | 16.67%            | 11 | 66    |
| I would recommend SBVC to my friends and colleagues as a good place to work.   | 15.15%         | 10 | 45.45% | 30 | 22.73%  | 15 | 10.61%   | 7  | 6.06%             | 4  | 66    |
| SBVC has a good reputation in the community.                                   | 9.09%          | 6  | 45.45% | 30 | 28.79%  | 19 | 9.09%    | 6  | 7.58%             | 5  | 66    |
| Now that I know the nature of this job, I would apply for it again.            | 30.30%         | 20 | 36.36% | 24 | 16.67%  | 11 | 10.61%   | 7  | 6.06%             | 4  | 66    |
| I am personally treated with respect at this college.                          | 15.15%         | 10 | 43.94% | 29 | 21.21%  | 14 | 12.12%   | 8  | 7.58%             | 5  | 66    |
| Employee morale is high at SBVC.   | 3.03%          | 2  | 12.12% | 8  | 30.30%  | 20 | 33.33%   | 22 | 21.21%            | 14 | 66    |
| I feel appreciated at SBVC.  | 9.09%          | 6  | 34.85% | 23 | 22.73%  | 15 | 19.70%   | 13 | 13.64%            | 9  | 66    |
| SBVC is free of racial bias.   | 9.09%          | 6  | 25.76% | 17 | 33.33%  | 22 | 15.15%   | 10 | 16.67%            | 11 | 66    |
| SBVC is free of gender bias.   | 9.09%          | 6  | 31.82% | 21 | 37.88%  | 25 | 12.12%   | 8  | 9.09%             | 6  | 66    |

## Standard II - Learning Programs and Services

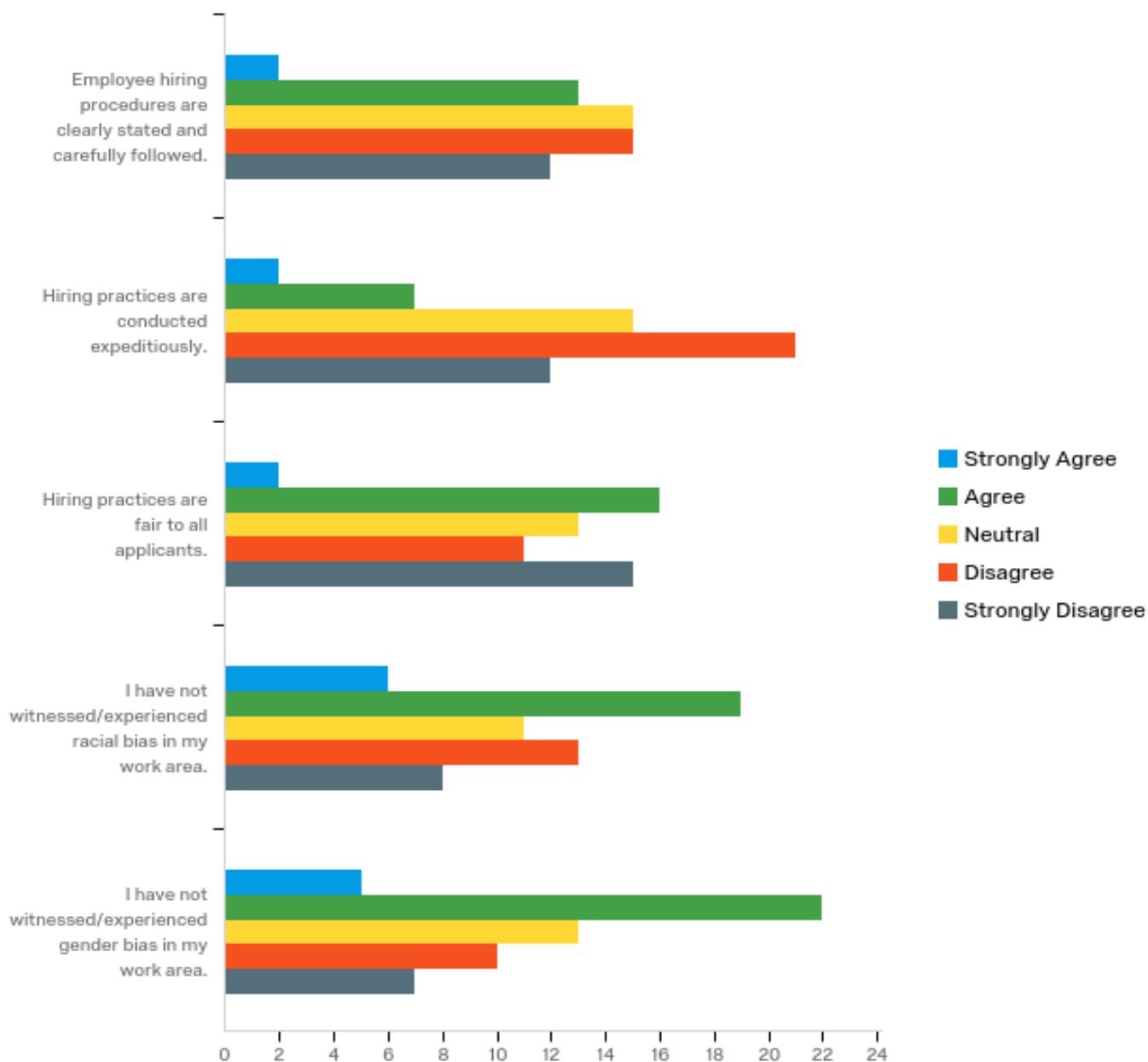
| Question   | Strongly Agree | Agree  | Neutral | Disagree | Strongly Disagree | Total |
|--|----------------|--------|---------|----------|-------------------|-------|
| Student learning needs are central to the planning and design of new buildings.        | 4.76%          | 34.92% | 36.51%  | 15.87%   | 7.94%             | 63    |
| Student learning needs are central to the planning and design of new landscaping.      | 3.17%          | 36.51% | 34.92%  | 17.46%   | 7.94%             | 63    |
| My job is an important part of the teaching and learning process.                      | 23.81%         | 46.03% | 23.81%  | 3.17%    | 3.17%             | 63    |
| Office staffing adequately meets students' learning needs.                             | 4.76%          | 28.57% | 22.22%  | 22.22%   | 22.22%            | 63    |
| Students are aware of learning communities such as Valley Bound, Puente, Tumaini, etc. | 3.17%          | 41.27% | 34.92%  | 14.29%   | 6.35%             | 63    |



## Standard III – Resources

### Human Resources

| Question  | Strongly Agree | Agree        | Neutral      | Disagree     | Strongly Disagree | Total |
|---|----------------|--------------|--------------|--------------|-------------------|-------|
| Employee hiring procedures are clearly stated and carefully followed. | 3.51%<br>2     | 22.81%<br>13 | 26.32%<br>15 | 26.32%<br>15 | 21.05%<br>12      | 57    |
| Hiring practices are conducted expeditiously.                         | 3.51%<br>2     | 12.28%<br>7  | 26.32%<br>15 | 36.84%<br>21 | 21.05%<br>12      | 57    |
| Hiring practices are fair to all applicants.                          | 3.51%<br>2     | 28.07%<br>16 | 22.81%<br>13 | 19.30%<br>11 | 26.32%<br>15      | 57    |
| I have not witnessed/experienced racial bias in my work area.         | 10.53%<br>6    | 33.33%<br>19 | 19.30%<br>11 | 22.81%<br>13 | 14.04%<br>8       | 57    |
| I have not witnessed/experienced gender bias in my work area.         | 8.77%<br>5     | 38.60%<br>22 | 22.81%<br>13 | 17.54%<br>10 | 12.28%<br>7       | 57    |



| Question   | Yes    |    | No     |    | Total |
|--|--------|----|--------|----|-------|
| Have your performance evaluations been conducted according to your contract/handbook guidelines? | 85.11% | 40 | 14.89% | 7  | 47    |
| Have you received a formal performance evaluation in the past three years?                       | 90.74% | 49 | 9.26%  | 5  | 54    |
| Have you had the opportunity to evaluate managers and supervisors in your work area?             | 64.29% | 36 | 35.71% | 20 | 56    |
| Do new staff members receive orientation to their job duties?                                    | 60.00% | 27 | 40.00% | 18 | 45    |
| HR addresses my concerns in a thorough and time-efficient manner.                                | 56.82% | 25 | 43.18% | 19 | 44    |
| Have you ever accessed your employee file in Human Resources?                                    | 19.23% | 10 | 80.77% | 42 | 52    |

## Physical Resources

| Question  | Strongly Agree |    | Agree  |    | Neutral |    | Disagree |    | Strongly Disagree |    | Total |
|---|----------------|----|--------|----|---------|----|----------|----|-------------------|----|-------|
| The District's resource allocation process effectively supports college programs and services.  | 3.51%          | 2  | 21.05% | 12 | 43.86%  | 25 | 19.30%   | 11 | 12.28%            | 7  | 57    |
| Sustainability is central to the planning and design of new buildings.  | 8.77%          | 5  | 22.81% | 13 | 43.86%  | 25 | 12.28%   | 7  | 12.28%            | 7  | 57    |
| The exterior lighting of the college is adequate and kept in working order.   | 8.77%          | 5  | 40.35% | 23 | 24.56%  | 14 | 17.54%   | 10 | 8.77%             | 5  | 57    |
| The college systematically reviews the conditions of its physical resources to assure access, safety, security, and a healthful learning and working environment. | 5.26%          | 3  | 31.58% | 18 | 40.35%  | 23 | 12.28%   | 7  | 10.53%            | 6  | 57    |
| The grounds are pleasing and maintained, despite the impact of construction.  | 22.81%         | 13 | 42.11% | 24 | 19.30%  | 11 | 12.28%   | 7  | 3.51%             | 2  | 57    |
| The campus practices sustainability with regard to resources.   | 5.26%          | 3  | 24.56% | 14 | 50.88%  | 29 | 10.53%   | 6  | 8.77%             | 5  | 57    |
| I am satisfied with the availability of parking on campus.  | 1.75%          | 1  | 19.30% | 11 | 10.53%  | 6  | 40.35%   | 23 | 28.07%            | 16 | 57    |
| The SBVC budget reflects college priorities and planning goals.   | 3.51%          | 2  | 21.05% | 12 | 36.84%  | 21 | 24.56%   | 14 | 14.04%            | 8  | 57    |
| The budget process is a direct result of program review and/or planning activities.   | 1.75%          | 1  | 15.79% | 9  | 49.12%  | 28 | 14.04%   | 8  | 19.30%            | 11 | 57    |

|  |        |   |        |    |        |    |        |    |        |   |    |
|--|--------|---|--------|----|--------|----|--------|----|--------|---|----|
| There are sufficient police and security staff on campus.                      | 7.02%  | 4 | 33.33% | 19 | 24.56% | 14 | 26.32% | 15 | 8.77%  | 5 | 57 |
| I feel safe on campus.   | 8.77%  | 5 | 36.84% | 21 | 29.82% | 17 | 19.30% | 11 | 5.26%  | 3 | 57 |
| In the case of an emergency, procedures are clearly communicated and followed. | 12.28% | 7 | 35.09% | 20 | 24.56% | 14 | 21.05% | 12 | 7.02%  | 4 | 57 |
| The restrooms in my building are clean and well maintained.                    | 8.77%  | 5 | 29.82% | 17 | 19.30% | 11 | 26.32% | 15 | 15.79% | 9 | 57 |
| Campus signage is clear and visible.   | 5.26%  | 3 | 40.35% | 23 | 21.05% | 12 | 24.56% | 14 | 8.77%  | 5 | 57 |
| The exterior features of the campus buildings are well maintained.             | 7.02%  | 4 | 49.12% | 28 | 24.56% | 14 | 10.53% | 6  | 8.77%  | 5 | 57 |
| Electricity use via lighting is conserved in my office.                        | 5.26%  | 3 | 54.39% | 31 | 28.07% | 16 | 3.51%  | 2  | 8.77%  | 5 | 57 |
| The interior of the classrooms and offices are well maintained.                | 3.51%  | 2 | 36.84% | 21 | 35.09% | 20 | 14.04% | 8  | 10.53% | 6 | 57 |
| Digital archiving is used in my department as a way to reduce paper usage.     | 15.79% | 9 | 42.11% | 24 | 26.32% | 15 | 8.77%  | 5  | 7.02%  | 4 | 57 |
| The temperature in my office is comfortable (adequate heating and cooling).    | 15.79% | 9 | 36.84% | 21 | 21.05% | 12 | 17.54% | 10 | 8.77%  | 5 | 57 |
| Recycling is encouraged on campus.   | 8.77%  | 5 | 38.60% | 22 | 14.04% | 8  | 22.81% | 13 | 15.79% | 9 | 57 |
| Paper is conserved in my office.   | 14.04% | 8 | 36.84% | 21 | 33.33% | 19 | 8.77%  | 5  | 7.02%  | 4 | 57 |

## Technology

| Question  | Strongly Agree |    | Agree  |    | Neutral |    | Disagree |   | Strongly Disagree |    | Total |
|---|----------------|----|--------|----|---------|----|----------|---|-------------------|----|-------|
| Technology development is included in campus planning.  | 7.02%          | 4  | 50.88% | 29 | 31.58%  | 18 | 5.26%    | 3 | 5.26%             | 3  | 57    |
| I am satisfied with the email system.   | 15.79%         | 9  | 66.67% | 38 | 15.79%  | 9  | 0.00%    | 0 | 1.75%             | 1  | 57    |
| I am satisfied with the help desk services.   | 15.79%         | 9  | 57.89% | 33 | 15.79%  | 9  | 3.51%    | 2 | 7.02%             | 4  | 57    |
| The college systematically reviews and updates its technological infrastructure and equipment to meet the needs of campus programs. | 10.53%         | 6  | 47.37% | 27 | 33.33%  | 19 | 3.51%    | 2 | 5.26%             | 3  | 57    |
| Computers and software are sufficiently available for me to do my job.  | 28.07%         | 16 | 54.39% | 31 | 10.53%  | 6  | 0.00%    | 0 | 7.02%             | 4  | 57    |
| I can easily navigate the campus website.   | 12.28%         | 7  | 40.35% | 23 | 17.54%  | 10 | 12.28%   | 7 | 17.54%            | 10 | 57    |
| I am satisfied with the technical support I receive from campus staff.  | 31.58%         | 18 | 54.39% | 31 | 8.77%   | 5  | 1.75%    | 1 | 3.51%             | 2  | 57    |
| Online resources improve student access to services.  | 15.79%         | 9  | 45.61% | 26 | 28.07%  | 16 | 5.26%    | 3 | 5.26%             | 3  | 57    |

## Standard IV - Leadership and Governance

| Question  | Strongly Agree |    | Agree  |    | Neutral |    | Disagree |    | Strongly Disagree |    | Total |
|---|----------------|----|--------|----|---------|----|----------|----|-------------------|----|-------|
| College administrators encourage all members of the college community to participate in the improvement of institutional effectiveness. | 9.26%          | 5  | 29.63% | 16 | 25.93%  | 14 | 14.81%   | 8  | 20.37%            | 11 | 54    |
| My supervisor seeks and values my opinion.  | 24.07%         | 13 | 37.04% | 20 | 16.67%  | 9  | 7.41%    | 4  | 14.81%            | 8  | 54    |
| My supervisor supports my participation in campus events.   | 27.78%         | 15 | 42.59% | 23 | 20.37%  | 11 | 3.70%    | 2  | 5.56%             | 3  | 54    |
| There has been sufficient management stability (low turnover) in my department over the past five years.                                | 16.67%         | 9  | 37.04% | 20 | 22.22%  | 12 | 12.96%   | 7  | 11.11%            | 6  | 54    |
| Safety concerns are taken seriously by my supervisor.   | 29.63%         | 16 | 29.63% | 16 | 25.93%  | 14 | 5.56%    | 3  | 9.26%             | 5  | 54    |
| Staff involvement on committees assures that they have a voice in college policy making.  | 16.67%         | 9  | 40.74% | 22 | 24.07%  | 13 | 7.41%    | 4  | 11.11%            | 6  | 54    |
| My supervisor encourages me to participate in professional development activities and/or professional organizations.                    | 27.78%         | 15 | 40.74% | 22 | 16.67%  | 9  | 11.11%   | 6  | 3.70%             | 2  | 54    |
| I have access to campus activities that promote personal growth.  | 24.07%         | 13 | 48.15% | 26 | 16.67%  | 9  | 7.41%    | 4  | 3.70%             | 2  | 54    |
| The Board of Trustees establishes policies to assure the institutional effectiveness of the institution.                                | 7.41%          | 4  | 29.63% | 16 | 44.44%  | 24 | 5.56%    | 3  | 12.96%            | 7  | 54    |
| If I encounter a problem at work, I feel comfortable discussing it with my supervisor.  | 29.63%         | 16 | 20.37% | 11 | 16.67%  | 9  | 20.37%   | 11 | 12.96%            | 7  | 54    |

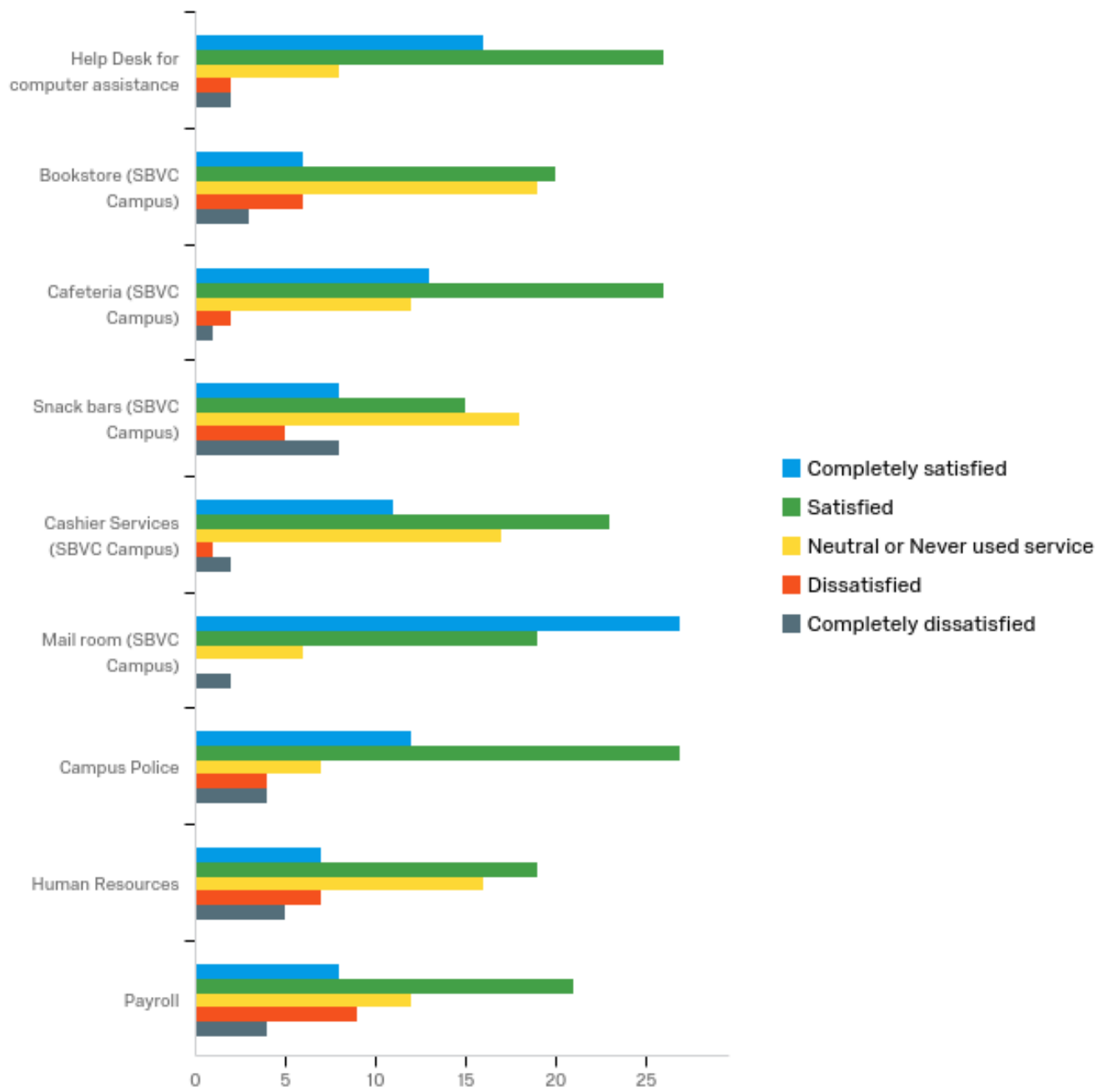




|   |       |   |        |    |        |    |        |   |        |    |    |
|---|-------|---|--------|----|--------|----|--------|---|--------|----|----|
| I am aware of the campus events that are open to the public.  | 5.56% | 3 | 44.44% | 24 | 20.37% | 11 | 16.67% | 9 | 12.96% | 7  | 54 |
| The college's administrative structure is organized and efficiently staffed to reflect the institution's purpose, size, and complexity. | 1.85% | 1 | 29.63% | 16 | 40.74% | 22 | 9.26%  | 5 | 18.52% | 10 | 54 |
| There are regular staff events that enhance my personal growth and fulfillment.   | 7.41% | 4 | 33.33% | 18 | 35.19% | 19 | 9.26%  | 5 | 14.81% | 8  | 54 |
| I have easy access to the professional development calendar.  | 9.26% | 5 | 44.44% | 24 | 25.93% | 14 | 9.26%  | 5 | 11.11% | 6  | 54 |

### To what extent are you satisfied with the following District and campus services?

| Question                          | Completely satisfied |    | Satisfied |    | Neutral or Never used service |    | Dissatisfied |   | Completely dissatisfied |   | Total |
|-----------------------------------|----------------------|----|-----------|----|-------------------------------|----|--------------|---|-------------------------|---|-------|
| Help Desk for computer assistance | 29.63%               | 16 | 48.15%    | 26 | 14.81%                        | 8  | 3.70%        | 2 | 3.70%                   | 2 | 54    |
| Bookstore (SBVC Campus)           | 11.11%               | 6  | 37.04%    | 20 | 35.19%                        | 19 | 11.11%       | 6 | 5.56%                   | 3 | 54    |
| Cafeteria (SBVC Campus)           | 24.07%               | 13 | 48.15%    | 26 | 22.22%                        | 12 | 3.70%        | 2 | 1.85%                   | 1 | 54    |
| Snack bars (SBVC Campus)          | 14.81%               | 8  | 27.78%    | 15 | 33.33%                        | 18 | 9.26%        | 5 | 14.81%                  | 8 | 54    |
| Cashier Services (SBVC Campus)    | 20.37%               | 11 | 42.59%    | 23 | 31.48%                        | 17 | 1.85%        | 1 | 3.70%                   | 2 | 54    |
| Mail room (SBVC Campus)           | 50.00%               | 27 | 35.19%    | 19 | 11.11%                        | 6  | 0.00%        | 0 | 3.70%                   | 2 | 54    |
| Campus Police                     | 22.22%               | 12 | 50.00%    | 27 | 12.96%                        | 7  | 7.41%        | 4 | 7.41%                   | 4 | 54    |
| Human Resources                   | 12.96%               | 7  | 35.19%    | 19 | 29.63%                        | 16 | 12.96%       | 7 | 9.26%                   | 5 | 54    |
| Payroll                           | 14.81%               | 8  | 38.89%    | 21 | 22.22%                        | 12 | 16.67%       | 9 | 7.41%                   | 4 | 54    |



## How long have you worked for San Bernardino Valley College?

| Answer                  | %      | Count |
|-------------------------|--------|-------|
| Less than 2 years       | 5.88%  | 3     |
| Between 2 and 5 years   | 29.41% | 15    |
| Between 5 and 10 years  | 19.61% | 10    |
| Between 10 and 20 years | 33.33% | 17    |
| Between 20 and 30 years | 9.80%  | 5     |
| More than 30 years      | 1.96%  | 1     |
| Total                   | 100%   | 51    |

## Which gender do you identify with?

| Answer                  | %      | Count |
|-------------------------|--------|-------|
| Female                  | 68.63% | 35    |
| Male                    | 19.61% | 10    |
| Prefer to self-describe | 0.00%  | 0     |
| Prefer not to say       | 11.76% | 6     |
| Total                   | 100%   | 51    |

## Select your ethnicity? (You may choose more than one if multi-ethnic).

| Answer                         | %      | Count |
|--------------------------------|--------|-------|
| African American/Black         | 9.09%  | 5     |
| Asian                          | 0.00%  | 0     |
| Caucasian/White                | 34.55% | 19    |
| Filipino                       | 0.00%  | 0     |
| Hispanic                       | 32.73% | 18    |
| Native American/Alaskan Native | 5.45%  | 3     |
| Pacific Islander               | 0.00%  | 0     |
| Prefer not to say              | 18.18% | 10    |
| Total                          | 100%   | 55    |