


How to Enter the SLO Cloud Using WebAdvisor

LOG ONTO WEBADVISOR

SELECT THE FACULTY MENU,


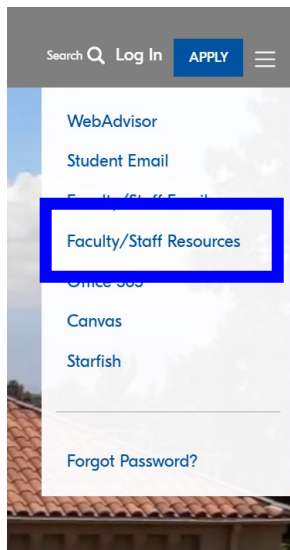


SB VALLEY'S CLOUD SUBMISSION

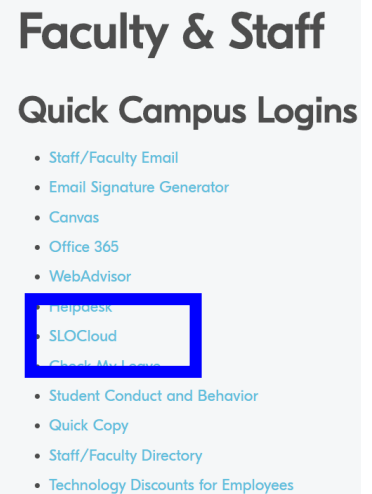


How to Enter the SLO Cloud from the SBVC Homepage

SELECT
FACULTY/
STAFF
RESOURCES



SELECT
SLO
CLOUD



Entering SLOs in the Cloud

SELECT EACH OF THE FOLLOWING:

- TERM
- DIVISION
- DEPARTMENT
- COURSE

SLO Submission Form

Instructions

Fill out each section
Completeness is key to creating actionable reporting. Fill out all the fields and be as verbose as necessary.

Discuss your ideas
Every single proposed action is considered, so use this time to get your best ideas on the plate.

Term: 2019FA

Dept: MATH

Division: Mathematics, Business & Computer Technology

Course: --Select One--

Aeron Zentne

MATH-095
MATH-096
MATH-102
MATH-103
MATH-108
MATH-115
MATH-141
MATH-151
MATH-250
MATH-251
MATH-252
MATH-265
MATH-266
MATH-601
MATH-962

ENTER SEPARATE SLOS FOR EACH SECTION IF YOU TEACH MULTIPLE SECTIONS OF ONE CLASS

ENTER THE NUMBER OF STUDENTS ASSESSED AND THE NUMBER OF STUDENTS WHO MET THE SLO

	# of Students Assessed	# of Students who Met SLO
	<input type="text" value="0"/>	<input type="text" value="0"/>
	<input type="text" value="0"/>	<input type="text" value="0"/>
	<input type="text" value="0"/>	<input type="text" value="0"/>
is.	<input type="text" value="0"/>	<input type="text" value="0"/>
	<input type="text" value="0"/>	<input type="text" value="0"/>
	<input type="text" value="0"/>	<input type="text" value="0"/>

INCLUDE REFLECTIONS FOR FUTURE CLASSES

Reflections

Optional. Reflect and comment on the successes and challenges in this class.

SAVE AND SUBMIT YOUR SLOS

Save & Submit

When you're finished, click the "Save & Submit" button above. If you have a new SLO report to make, the form will clear and you can begin reporting again.

QUESTIONS? CONTACT BETHANY TASAKA
BTASAKA@VALLEYCOLLEGE.EDU OR X1646